

# Introduction to Ambisonics

History, Principles, Uses, and Artistic Perspectives v0.1

## Contents

<b>I</b>		<b>3</b>
1	Introduction	<b>3</b>
2	Spatial Audio	<b>4</b>
3	Historical Context	<b>5</b>
4	What Is Ambisonics?	<b>6</b>
5	Why Ambisonics	<b>7</b>
5.1	Ambisonics in context: other spatial audio techniques . . . . .	7
<b>II</b>		<b>8</b>
6	How Ambisonics?	<b>8</b>
6.1	Encoding . . . . .	8
6.2	Processing and Transformation . . . . .	9
6.3	Decoding . . . . .	10
6.4	Binaural Ambisonics - Headphones . . . . .	10
7	Orders of Ambisonics	<b>11</b>
7.1	First-Order Ambisonics . . . . .	12
7.2	Higher-Order Ambisonics . . . . .	12
7.3	Conventions: Channel order and normalisation . . . . .	12
<b>III</b>		<b>13</b>
8	Ambisonics in Art and Music	<b>14</b>
8.1	Uses of Ambisonics . . . . .	14
8.2	Artistic gestures with Ambisonics (and spatial audio in general) . . . . .	14
8.3	Artistic Challenges . . . . .	15
9	Ambisonics in Practice	<b>15</b>

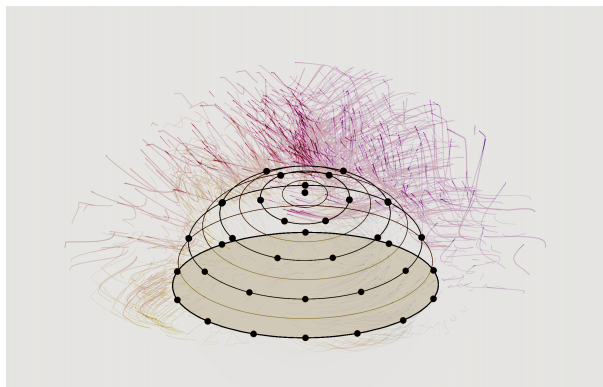
9.1	Ambisonic Synthesis and Playback . . . . .	16
9.2	Ambisonic Recording . . . . .	17
9.3	Ambisonics in Live scenarios . . . . .	17
9.4	Technical Challenges . . . . .	17
10	Misunderstandings to Avoid	<b>17</b>
10.1	“Ambisonics is just surround sound” . . . . .	18
10.2	“More speakers automatically means better Ambisonics” . . . . .	18
10.3	“Higher order always sounds better” . . . . .	18
10.4	“Spatialization is only decorative” . . . . .	18
10.5	“The technology will create the art” . . . . .	18
11	Why Ambisonics Matters Artistically Today	<b>18</b>
12	Conclusion	<b>18</b>
13	References	<b>19</b>

# Part I

## 1 Introduction

Ambisonics is a way of representing, transforming, and reproducing sound in space. It but one technique in the broader field of **spatial audio**, which is to organize sonic events not only in time, pitch, timbre, and intensity, but also in their position and behavior in space (**movement, width, direction, and distance**). In this sense, Ambisonics is a tool for creating and manipulating sound in its three-dimensional aspect. Its position in space. A field that presents itself for artistic gestures.

In comparison to stereo productions, Ambisonics uses a variable and significantly larger number of loudspeakers surrounding the listening area, producing a greater sophistication in the resolution of sound positioning, immersion, and depth (Zotter & Frank, 2019). As well, surround formats such as 5. or 7.1 add more channels and spatial resolution but are constrained by a specific loudspeaker arrangement and a fixed mix on the audio on each channel. In contrast, Ambisonics works differently by **encoding the sound field itself** around the listener and bounding with the loudspeakers, instead of encoding fixed signals into specific channel counts or loudspeaker layouts. Then, such sound field can be decoded for different playback systems: multichannel arrays, headphones, irregular installations, or other immersive systems. Notable drawbacks associated with Ambisonics are the presence of sweet spot and the perceived boundary surface created by the loudspeakers array (figure 1).



*Figure 1: A semi spheric sound system showing the boundary between the represented sound field, and the inner listening space.*


Ambisonics is used in live concert and acousmatic music, sound art, virtual reality, immersive installations, experimental electronic music, game audio, spatial research, and acoustic simulation. It is especially valuable when the artistic gesture is not simply to “pan” sounds around listeners, but to shape an entire soundscape: a world with sound objects, movement, environments, and relationships between virtual sounds, objects, and virtual spaces.

This text offers an introduction to Ambisonics: what it is, where it comes from, how it works, why to use it, and how it can be relevant artistically and musically.

## 2 Spatial Audio

Sound is inextricably spatial. We hear where a sound is coming from, how large the source seems, whether it is near or far, whether it is inside a room, outside in an open field, behind us, above us, or moving. Spatial listening is central to perception, orientation, memory, and emotional response. It helps to recognize environments, navigate danger, experience the acoustics, and distinguish between here and there.

Music and [sound] art have always worked in this dimension, even before the development of digital spatial technologies: the architecture of a churches; choirs in Venetian medieval music; the distribution of instruments' groups; the use of space in opera; and the separation of sources in experimental music, to name a few, all show that space in music is not a recent concern. What changes with modern spatial audio systems is the degree of **control**, **precision**, and **processing** available to the composer, performer, and sound artist.



*Figure 2: A reverberant space. Kompresorinė, Vilnius, 2023. Lidar render, Ilme Vysniauskaitė.*

For what concerns this text, Spatial Audio can be used artistically in several ways:

- It allows the listener to be surrounded by sound rather instead of in front of it (i.e. stereo).
- It offers Space as a musical gestural domain: where trajectories, densities, and movement.
- It makes the relation between sound, acoustics and architecture more explicit.
- It creates possibilities for soundscaping: immersion, disorientation, closeness, dramaturgy, real acoustic scenes and impossible sonic worlds.

In this context, Ambisonics establishes itself as one of the most important frameworks for working with spatial sound in a flexible, well adopted, knowledge and community rich, and conceptually coherent way.

### 3 Historical Context

Ambisonics emerged in the 1970s in the United Kingdom as part of a broader effort to develop a more convincing and more general system for sound reproduction than stereo. Its development is closely associated with the work of **Michael Gerzon**, alongside collaborators such as Peter Fellgett and others interested in psychoacoustics, signal theory, and immersive audio reproduction (Gerzon, 1973).

The original intention of Ambisonics was not simply to add more loudspeakers, but to create a system capable of reproducing a **sound scene** in a way that was not dependent on the playback format. In ordinary channel-based reproduction, there is a *hard* mix that corresponds to a fixed number of speakers: left, right, center, rear-left, rear-right, and so on. In Ambisonics, the spatial information of sources is encoded into an abstract intermediary representation, the so called *Soundfield domain* or *B-format* (also referred to as *Ambisonics domain*). Only later, during decoding, is that representation translated into actual loudspeaker signals, or *D - format* (Wiggins, n.d.), (Gerzon, 1985).

This means Ambisonics is a **scene-based** audio system rather than **channel-based**. Its aim is not simply to distribute sounds among fixed outputs but to preserve a more general structure of spatial relationships. Conversely, *object-based* techniques, such as **Dolby Atmos** instead use separate sound sources accompanied by metadata describing their position and movement, which are then rendered to the specific playback system (Geier et al., 2010).

In the beginning, Ambisonics was developed as a 4 channel system, which encoded the sound field on the  $x$ ,  $y$ , and  $z$  axes, plus a channel  $w$ , representing the overall sound pressure of the field. This is referred to as *First-Order Ambisonics*. The system then evolved to expand to higher channel counts, amounting to greater spatial resolution on the positions the virtual sound sources (VSS) can take. This is the so called *Higher-Order Ambisonics* (HOA).

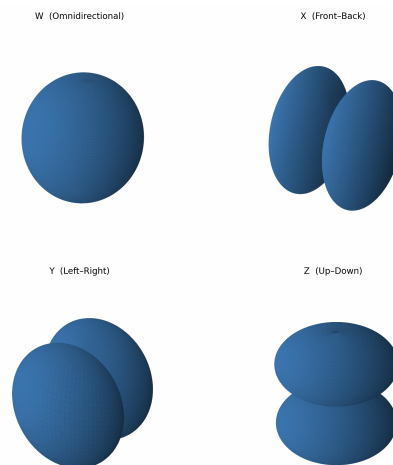


Figure 3: The 4 channels used in First-Order Ambisonics.

While Dolby Atmos is the industry standard for object-based audio in cinema and streaming, Ambisonics has carved a niche in music, academy, research, gaming and the arts. This is due to its open specification, its flexibility, and other factors or developments:

- modern computational power,

- flexible multichannel DAWs (i.e. Reaper),
- plugin ecosystems,
- interest in immersive concert formats,
- virtual reality, 360-degree videos and [interactive] gaming audio.

## 4 What Is Ambisonics?

Ambisonics is a **mathematical framework and technique** for representing a three-dimensional sound field. Instead of assigning each sound directly to a specific speaker, Ambisonics encodes [virtual] sound sources as the signals that would be produced by a [virtual] multipole microphone which describe how energy is distributed across multiple axes at the listening point.




Figure 4: Spherical harmonics in Ambisonics at the listening point.

The fundamental idea is that sound can be decomposed into a set of *spherical harmonics* functions (the poles from before), which represents the information over the sphere around the listener. Later, this structured, multichannel information is interpreted (decoded) to the signal that each loudspeaker would produce to contribute to the virtual soundfield.

This *encoding* of the spherical harmonics signal is often called **B-format** or an Ambisonic domain. A B-format multichannel signal is considered an intermediate representation, not intended for listening. However, processing and transformations can be applied to a B-format signal. The encoded signal can experience various transformations of the signal distributed in space:

- rotation, translations, etc.,
- filtering and equalization,
- reverberation or other effects,
- addition, subtraction, convolution, etc.,

After processing, the B-format signal is *decoded* into a specific loudspeakers layout, to generate the signals to every loudspeaker would contribute to the sound field. This *speaker signals* is also referred to as **D-format**.

Because the B-format signals contain information about the sound field itself, and not about the hardware layout, it is said to be independent of the playback system or agnostic. This makes for a transportable format, lending itself to improved dissemination, distribution, archiving and sharing.

Ambisonic B-format signals can also be decoded to headphones, using **Binaural audio** rendering, which includes simulating head, torso and ear acoustics.

## 5 Why Ambisonics

Ambisonics is selected in certain contexts because it offers a set of tools and knowledge to **capture, synthesise, transform, and reproduce multichannel representations of sound fields**, with the addition to relative **ease of transportation and playback**, independent of any single loudspeaker arrangement.

With that, Ambisonics is used because of characteristics and its possibilities to:

- *Immersion*: Ambisonics captures and/or synthesises convincing directionality of sound sources, and immersive impressions applied to films, music, or other artistic expressions. The spatial resolution depends on the Ambisonic order, loudspeaker count and layout, and room acoustics.
- *Transformability*: The sound field can be manipulated in a number of ways (rotation, tilt, compression, warping, focusing, to name a few. ), which lends itself for creative expressions. Aside from music, this can be specially useful for VR navigations spatial illusion.
- *Soundscaping*: The previous points facilitate the use of Ambisonics for the creation of sonic worlds to envelop the listener. From a musical perspective to documentary.
- *Transportability*: Or agnosticism to playback system. Ambisonic signals do not correspond to speaker signals, rather, they represent an abstract space that is what is shared as multichannel audio files. Then these files are decoded according to a venue's particular sound system.

### 5.1 Ambisonics in context: other spatial audio techniques

Ambisonics is not the only spatial audio approach:

- *Stereo*: Stereo is the standard practice, it uses 2 channels to encode sound with *front right* and *front left* speakers. Limited spatial experience.
- *Surround Sound*: Mostly 2D systems with fixed channel-based signals. They offer a more detailed spatial illusion, with signals hard-mixed for specific loudspeakers layouts. Examples are 5.1 or 7.1.
- *Object-Based Audio*: Detaching from fixed loudspeakers setup, Object-based systems transmit position and movement metadata along the audio sources (objects). Dolby Atmos is the obvious example. In comparison with Ambisonics, Dolby works in a closed source and transmits sound sources separate from their metadata, whereas Ambisonics encodes the spatial information in the B-format signals themselves.
- *Wave Field Synthesis*: Unlike other techniques so far, which create a virtual sound source (VVS) outside of the listening space delimited by the speakers array, WFS is capable of reconstructing wavefronts that form a VVS inside the listening space. It does so by using a large, dense array of speakers that synthesizes the sound field at the speakers' frontier so that it would synchronise and form sound field patterns within the listening area (see Fig. 5).




Figure 5: Wave Field Synthesis. VSS on yellow.

## Part II

### 6 How Ambisonics?

In order to understand how Ambisonics works practically, it helps to think of the three main stages of the audio processing:

1. **Encoding**
2. **Processing / transformation**
3. **Decoding**

For the sake of demonstration, we will discuss these stages in the context of a DAW-based workflow (Reape in this case), but the same principles apply to other platforms (i.e. Max, which deserves a separate explanation), or raw processing of the audio for live performance, installation, or other contexts.

#### 6.1 Encoding

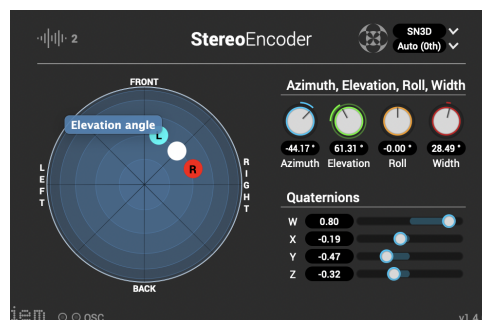


Figure 6: IEM Stereo Encoder, vst3.

In the encoding stage, a sound source is given a spatial position, or movement across a trajectory, along the surface of the *sphere* formed by the array of loudspeakers. An encoder process or plugin converts that source into an Ambisonic B-format signal by multiplying the source signal by factors that correspond to spherical harmonics for the given sound's *azimuth* (angle on the horizontal plane) and *elevation* (angle on the vertical plane) (Figure 7). The result is no longer a simple mono or stereo track but a multichannel representation of that source within a spatial field, or in other words, how it is captured by the virtual spherical harmonics at the listening point. As shown in figure 4, an encoder plugin will do that in an intuitive way.

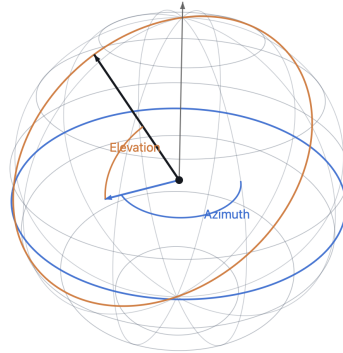


Figure 7: Azimuth and Elevation on the listening space.

Staying in the context of a DAW, to encode more than one source, there are various strategies that can be followed: a sources per track with their own encoder; several sources summed into the same encoder; or several sources from a multichannel audio file encoded to different positions using one single encoder plugin (i.e. IEM multiencoder plugin). If several sources are encoded, they can be summed together into a common Ambisonic *bus*. This bus contains the combined sound field.

## 6.2 Processing and Transformation

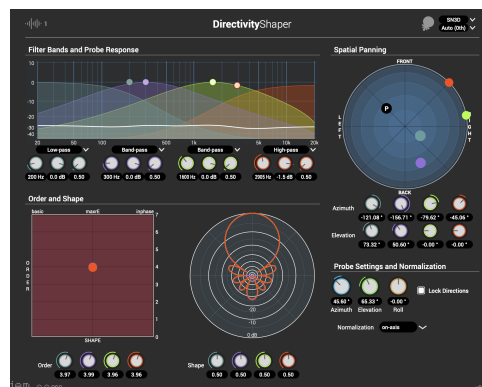


Figure 8: IEM Directivity Shaper, vst3

Once in the Ambisonic domain, that is, after the Encoding process (or plugin-in, i.e. vst3), the multichannel signal can be all processed affecting all channels, which results on *transformations* on the *representations* of the sound field as a whold. Spatially localised transformations are also

possible affecting only a section of the sound field. Types of transformations include: rotation, warping, compression, reverb, delay, directivity shapers (figure 8), among others.

Importantly, these transformations can affect the whole scene without separately processing each source, but also can be applied to individual sources and its resulting B-format signal summed at the *Ambisonic bus*.

### 6.3 Decoding

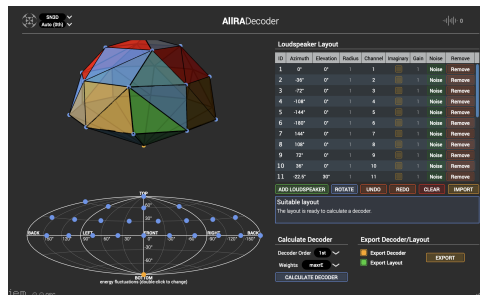


Figure 9: Decoder plugin by IEM suite.

After all the spatial processing, an Ambisonic signal is mapped onto the position of physical loudspeakers according to their azimuth and elevation angles. This mapping is the *decoding* of the signal, an opposite operation to the encoding stage. The resulting multichannel signal is also referred to as **D-format** (Wiggins, n.d.), where each channel is the signal corresponding to a specific loudspeaker in the array, so that the sound produced by the loudspeakers would reproduce the sound field intended by the B-format signal.

In this stage, the signal can be decoded into a symmetrical optimal loudspeaker setup (rarely), a non conventional speaker layout, a virtual listening environment, or into a pair headphones (2 speakers), using **Binaural decoding**.

### 6.4 Binaural Ambisonics - Headphones

A sound field encoded as Ambisonics can also be decoded into a pair of headphones by convolving the Ambisonic signal with *head-related transfer functions (HRTFs)* for both ears. These HRTFs are impulse responses that, when applied on the Ambisonic signals, produce the sound as heard in each ear, given a particular position in space and filtering and interaural time-level differences (ITD and ILD).

This type of decoding is specially useful because of its use for headphone only delivery of content, such as interactive media, games, and other artistic applications, offering a soundfield that can rotate and suffer other transformations. One such transformation is rotation by *head-tracking*, which rotates the sound following the direction of the head by some means (ie. sensors on the phone or the headphones). This has expanded Ambisonics beyond specialized concert halls and studios.

However, binaural listening is not identical to loudspeaker listening. The result may differ: spatial clarity, externalization, and elevation perception depend on many variables, including the HRTF model and the listener's own perceptual adaptation. It is therefore often wise to treat binaural and loudspeaker presentations as related but not interchangeable experiences, although, there is of course always room for creativity.



Figure 10: Binaural rendering for headphones representing an Ambisonic sound field.

## 7 Orders of Ambisonics

As mentioned before, the concept of Ambisonics is to represent the sound field around a listening point by sampling a sound source as it would be captured by virtual microphones with increasing spatial resolution as the order increases. This is done by encoding the sound field into a set of spherical harmonics.

The order of Ambisonics then refers to the degree of spatial resolution of the spatial position of virtual sound sources. The higher the order the more channels are used to represent the sound field.

The number of channels in an Ambisonic system is given by:

$$(N + 1)^2$$

where  $N$  is the order.

Thus:

- 0th order = 1 channel
- 1st order = 4 channels
- 2nd order = 9 channels
- 3rd order = 16 channels
- 4th order = 25 channels

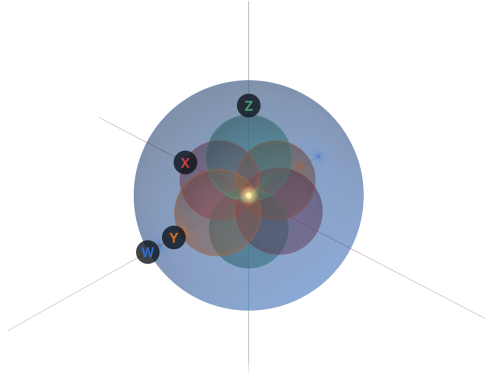


Figure 11: *W, X, Y and Z polar patterns as in FOA.*

## 7.1 First-Order Ambisonics

First-Order Ambisonics (FOA) uses four channels, which represent the sound captured as if by an omnidirectional microphone W, and three figure of eight microphones X, Y, and Z, along those axes. FOA can be produced with 4 coincident microphones with the pattern as previously described. But it can also be produced synthetically, by encoding a mono source into this spherical harmonics representation.

Even though FOA has an obvious limited spatial resolution, this format is widely used because of its ease of transportation, and found in virtual environments, game audio, commercial players and streaming platforms.

## 7.2 Higher-Order Ambisonics

Higher-Order Ambisonics (HOA) is the extension of the basic FOA format to encompass greater degrees of spatial resolution. In other words, virtual sound sources can be represented more precisely in their position in space thanks to the use of increasingly complex directivity patterns on the virtual microphones as imagined in the center of the listening space. These increments in directivity patterns are expressed in an increase in the number of channels.

In practical terms, this is to say that with higher orders of Ambisonics, the localisation of a virtual sound source will be sharper, accomplishing greater detail on movement and localisation of individual, separate sources. On the downside, this escalation of order brings increased complexity in the processing of more channels, memory use and routing of multichannel signals.

One thing to bear in mind is that an Ambisonic signal is not a multichannel audio file that is simply sent to hardware speakers, but instead they represent the spherical harmonics components of the perceived or synthesized sound field. These channels are to be decoded in the right order or the spatial field is corrupted. However, for creative purposes this corruption and mix of channels can be intentional and explored (Tveit, 2025).

## 7.3 Conventions: Channel order and normalisation

As mentioned before, the sound field in the space is encoded or embedded into spherical harmonics components, and the order of these components matters for the processing agreement in between systems, algorithms, plugins, etc. Several conventions exist for ordering and scaling channels. The most common terms encountered are:

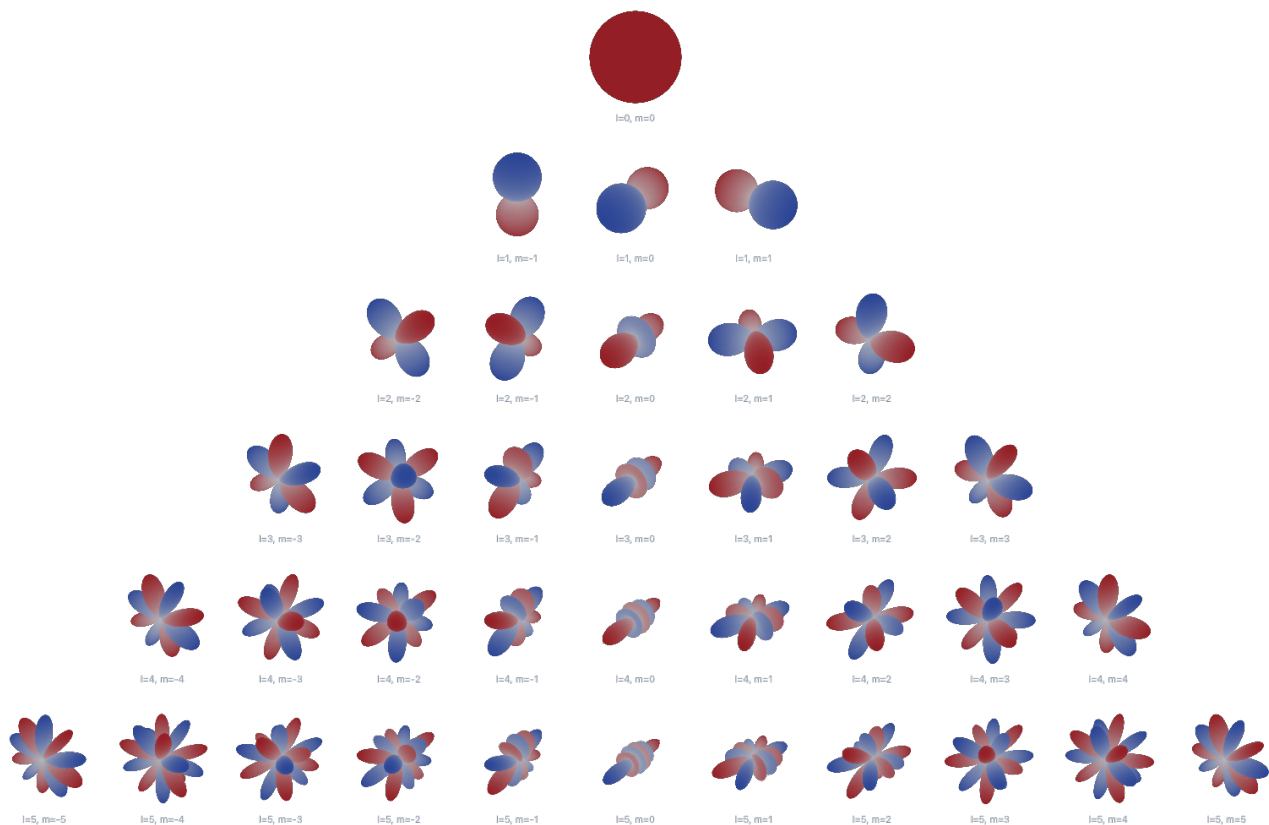


Figure 12: Spatial Harmonic components in Ambisonic encoding up to 5th order.

- **ACN** – Ambisonic Channel Numbering. Used in modern plugin suites like Ambix, IEM and Sparta. In this format the channels follow the position of the spherical harmonics pyramid in consecutive fashion: 0, 1, 2, 3, 4, etc.
- **FuMa** – Furse-Malham format follows the position of the spherical harmonics pyramid like so: 0, 3, 1, 2, 6, 7, 5, 8, 4, etc.

And for scaling, the most commonly found are:

- **SN3D** – Schmidt semi-normalization, which reduces the gain of the higher harmonic patterns in order to avoid excessive loudness from their contribution. Also used in most modern plugins.
- **N3D** – full normalization instead normalises at equal loudness between lower harmonic and higher spherical harmonics components.

If different parts of a workflow use incompatible conventions, the result may be spatially incorrect. In many contemporary workflows, especially plugin-based ones, **ACN + SN3D** is the most common practical standard. Older materials may use FuMa.

## Part III

### 8 Ambisonics in Art and Music

In an artistic context, Ambisonics provides for another tool for creative gestures, narratives, dramaturgy, and sonic aesthetics. For such cases, the technical discussions of orders and channel numbering take on another sense, since they can be thought of not as absolute factors of quality, but as variables for creative expression and experimentation. Finer control of variables (i.e. higher order, spatial localization) does not guarantee a better experience or improved ideation of the sound works and vice versa.

#### 8.1 Uses of Ambisonics

Ambisonics is used in a wide range of artistic, technical, and research contexts.

- **Electroacoustic Music and Sound Art:** Traditional and specially suited to acoustic music, Ambisonics is also used in live electronics, installation art, and experimental composition.
- **Immersive Music Performance:** Beyond live electronic music, Ambisonics is used for concerts with spatial audio surrounding the audience. There are different strategies for amplifying instruments, performers or virtual ensembles.
- **Immersive sound for Cinema:** Ambisonics is also used for the final mix or soundtrack of films, which have to be watched in a venue with an adequate sound system.
- **VR, XR and 360-Degree Media:** *Headtracking* panning or rotating makes the use of Ambisonics highly useful for VR, XR and 360-degree videos.
- **Game Audio and Interactive Media:** Similar to the last point, Ambisonics contributes in the creation of sonic sceneries in virtual and interactive environments.
- **Ambisonics field recordings:** Besides synthesis, the sound field can be recorded with multichannel microphones and encoded into B-format signals (most commonly in FOA).
- **Research and Simulation:** Ambisonics is also used in psychoacoustics, room acoustics, perceptual research, and the study of auditory scene reproduction.

#### 8.2 Artistic gestures with Ambisonics (and spatial audio in general)

Within the mentioned applications, spatial audio, and Ambisonics in particular, present opportunities for artistic expressions, which variables can include but are not limited to:

- **Composing the space:** The space as compositional parameter. A recurrent topic on the break between music and sound art. Whereas the first is traditionally concerned with the arrangement of sound in time, the second tends to work with the organizing of sound in space. **Space itself becomes compositional material.**

- **Movement as gesture:** In relation to the previous point, movement can also convey musical, artistic and symbolic expression: slow, sudden, converting, diverging, layering, circular or shapped motions. Thus, movement is not an add-on. It can be rhythm, phrasing, tension, release, orientation, or narrative.
- **Engulfing the listener:** With the audience at the centre of the sound system, listeners are embedded *within* the sound field, which makes for potential compelling, engulfing, and some times disorienting experiences. Ambisonics is particularly suited for atmospheric sound, soundscaping, and donic narratives.
- **Realism and Abstraction:** The soundscapes created with Ambisonics can range from figurative to impossible scenarios. Transporting the audience to an alternate reality with sound only is not a trivial task.

### 8.3 Artistic Challenges

When composing or designing with Ambisonics, it is useful to ask not only technical questions but artistic ones:

- The *sweet spot*, is small.
- Effective illustion of VSS position and movement (Kendall & Cabrera, 2011) (Schumacher et al., 2021)
- Is the audience seating, standing or moving? where and how are they situated?
- What is the spatialisation strategy? live, automation, what interfaces are used?
- How is space thought? as symbol, structurally, compositionally, theatrically, figuratively?
- What is the form of the sound events? functional, expressive, ritual, environmental, destabilizing?
- What is the aesthetic of the sound creations? pointilistic, textural, soundscapist, etc?

Ambisonics and other spatial audio methods can easily become a demonstration of technology, instead of carrying a deeper artistic sense. Therefore it becomes important to evaluate the role and relevance of the spatialisation in the development of pieces tu support the artistic expression (perceptual, stylistic, narrative, decorative, musical)

## 9 Ambisonics in Practice

Ambisonics, the same as other spatial audio techniques, can be used in a variety of contexts, from fixed media to live concerst and from symmetrical optimal setups to irregular or sound art installation layouts. Likewise, the tools that are available to the composer and sound artist range from a number of DAWs, pluginns, microphones to technical and aesthetic decisions that can be made in the process of composition, recording, production or performance.



*Figure 13: Spatial audio concert setup, with live spatialisation and hardware instruments.*

## 9.1 Ambisonic Synthesis and Playback

The most common way to work with Ambisonics is through a DAW, which allows for the composition, processing, and mixing of multichannel audio. Reaper is a popular choice due to its flexible routing and support for multichannel tracks. Plugins such as IEM's Ambisonic suite, SPARTA, or AMBIX provide tools for encoding, processing, and decoding Ambisonic signals. Max/MSP is often used for real-time and composed spatialization. For installations, custom software or hardware solutions may be developed to manage the sound field.

The workflow typically involves encoding mono or stereo sources into B-format, aggregating several sources in a bus, and applying spatial or multichannel transformations before or after the aggregation, and finally decoding the Ambisonic signal bus into a specific loudspeaker layout or binaural render for headphones. In the case of arbitrary sound systems positions, techniques or tools, as is often the case in sound art installations, the multichannel signal can be Ambisonics as much as an arbitrary design for signals in each speaker, and audio files hard-mixed for the specific layout.

Typical DAWs used in an Ambisonic or spatial audio workflow include Reaper, Ableton Live, Max/MSP, and Logic Pro. Each has its own strengths and weaknesses in terms of multichannel support, routing flexibility, and plugin compatibility (see Table 1).

### **Constructing a Sound Field in the Studio**

Alternatively, one can build an Ambisonic scene from mono, stereo, or synthetic sources in a DAW. This is often the most relevant approach in electroacoustic composition and sound design. Sources are encoded, moved, layered, transformed, and decoded as part of a studio-compositional process.

Many works combine both approaches: recorded spatial ambiences with artificial trajectories, synthetic materials with environmental recordings, documentary traces with abstract spatial dramaturgy.

BINAURAL

## 9.2 Ambisonic Recording

Ambisonics can enter a workflow in two broad ways.

The Ambisonic sound field can be recorded which is equivalent to obtaining an *already encoded* B-format signal. A number of microphones or tools exist for this:

- **Recording a Real Sound Field**

With an Ambisonic microphone or multichannel capture system, one can record an actual acoustic environment. This is useful for field recording, environmental sound, documentary work, simulation, and installation. The recording captures not only sound sources but aspects of their spatial arrangement.

## 9.3 Ambisonics in Live scenarios

## 9.4 Technical Challenges

- loudspeaker placement may be irregular,
- room acoustics may blur localization,
- audience members occupy different listening positions,
- technical setup requires careful routing and calibration,
- artistic ideas must remain legible under non-ideal conditions.

A strong Ambisonic concert piece is therefore not just technologically elaborate. It is robust enough to survive real space, real speakers, real listeners, and real acoustic imperfections.

DAW	Multichannel Track Support	Routing	Commonly Used With	License
Reaper	YES	Arbitrary	IEM, AMBIX, SPARTA	Low-cost
Ableton	Limited	Restricted	ENVELOPE	Paid
Max MSP	YES	Arbitrary	SPAT	Paid
Logic	Limited	Restricted	Atmos	Paid

Table 1: Comparison of Digital Audio Workstations (DAWs) in the context of Ambisonics workflows.

## 10 Misunderstandings to Avoid

Several misunderstandings recur when learning Ambisonics.

### **10.1 “Ambisonics is just surround sound”**

Not exactly. It can be decoded to surround-like speaker layouts, but it is conceptually different because it represents a field rather than fixed speaker assignments.

### **10.2 “More speakers automatically means better Ambisonics”**

Not necessarily. Loudspeaker quantity matters, but placement, symmetry, decoder quality, room acoustics, and artistic design matter too.

### **10.3 “Higher order always sounds better”**

Higher order often improves precision, but musical impact depends on context. A clear and thoughtful FOA piece can be stronger than a poorly handled HOA work.

### **10.4 “Spatialization is only decorative”**

It can be decorative, but it can also be structural, expressive, formal, and deeply integrated into composition.

### **10.5 “The technology will create the art”**

No technology creates artistic meaning on its own. Ambisonics provides possibilities; it does not replace compositional thought.

## **11 Why Ambisonics Matters Artistically Today**

Ambisonics matters today because contemporary sonic culture increasingly involves immersion, embodiment, mobility, and hybrid spaces. People listen through headphones, installations, VR environments, cinemas, galleries, portable devices, multichannel performance systems, and networked media. The old separation between “music,” “environment,” “interface,” and “architecture” is less stable than before.

Ambisonics offers a way of thinking across these domains. It connects studio composition, acoustic research, installation practice, immersive design, and experimental listening. It supports both precision and ambiguity, realism and abstraction, fixed media and responsive systems.

For musicians and artists, it opens a profound question: what happens when space is no longer merely the container of sound, but one of the primary materials of composition?

## **12 Conclusion**

Ambisonics is a scene-based spatial audio framework developed to represent and reproduce sound fields in a way that is more flexible than fixed channel-based systems. Historically rooted in research on immersive audio and strongly associated with Michael Gerzon and later developments in higher-order spatial audio, it has become an important tool for music, sound art, virtual reality, immersive performance, and acoustic research.

Its technical foundations lie in the encoding of sound fields through structured multichannel representations, their transformation in the studio or in real time, and their decoding to different playback systems. But its significance is not merely technical. Ambisonics is artistically

important because it allows composers and sound artists to treat space as an active material: something that can shape form, perception, embodiment, intimacy, movement, and environment.

To work with Ambisonics is therefore not only to learn a format. It is to enter a different understanding of listening: one in which sonic events are not simply arranged before us, but around us, above us, within us, and sometimes as the very architecture of our experience.

## 13 References

- Geier, M., Ahrens, J., & Spors, S. (2010). Object-based audio reproduction and the audio scene description format. *Organised Sound*, 15(3), 219–227. <https://doi.org/10.1017/S1355771810000324>
- Gerzon, M. A. (1973). Periphony: With-height sound reproduction. *Journal of the Audio Engineering Society*, 21(1), 2–10.
- Gerzon, M. A. (1985). Ambisonics in Multichannel Broadcasting and Video. *Journal of the Audio Engineering Society*, 33(11), 859–871.
- Kendall, G., & Cabrera, D. (2011). Why things don't work: What you need to know about spatial audio. *Proceedings of the International Computer Music Conference*, 37–40.
- Schumacher, F., Espinoza, V., Mardones, F., Vergara, R., Aránguiz, A., & Aguilera, V. (2021). Perceptual recognition of sound trajectories in space. *Computer Music Journal*, 45(1), 39–54. [https://doi.org/10.1162/comj\\_a\\_00593](https://doi.org/10.1162/comj_a_00593)
- Tveit, A. (2025). *Spatial sound transformation toolkit for max* (Version latest) [Accessed: 2026-03-26]. <https://github.com/Andertve/Spatial-Sound-Transformation-toolkit-for-Max>
- Wiggins, B. (n.d.). Ambisonic channels [Ambisonic.info, accessed 9 March 2026].
- Zotter, F., & Frank, M. (2019). *Ambisonics: A practical 3d audio theory for recording, studio production, sound reinforcement, and virtual reality*. Springer. <https://doi.org/10.1007/978-3-030-17207-7>